

Table 6 Most frequently cited KM/IC authors ranked by straight count

	Author	Score
1	Nonaka, I.	306
2	Davenport, T.H.	218
3	Bontis, N.	128
3	Takeuchi, H.	128
5	Edvinsson, L.	98
6	Sveiby, K.E.	96
7	Prusak, L.	89
8	Roos, J.	81
8	Stewart, T.A.	81
10	Hamel, G.	80
11	Grant, R.M.	78
11	Krogh, G.	78
13	Hammer, M.	74
14	Drucker, P.F.	71
14	Prahalad, C.K.	71
16	Porter, M.	70
17	March, J.	69
18	Senge, P.	68
19	Wiig, K.M.	63
20	Teece, D.J.	61
21	Polanyi, M.	59
22	Roos, G.	56
23	Brown, J.S.	55
24	Leonard-Barton, D.	54
25	Barney, J.B.	51
25	Winter, S.G.	51
25	Guthrie, J.	51
25	Malone, M.S.	51
25	Weick, K.E.	51
30	Argyris, C.	49
31	Levinthal, D.A.	41
32	Nelson, R.	40
32	Petty, R.	40

Figure 1 Published KM/IC Articles as per ABI Inform Index

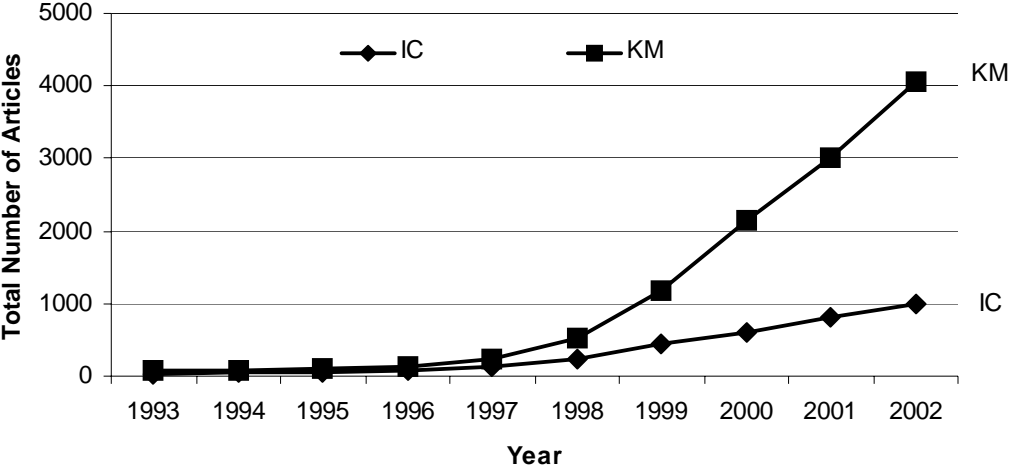


Figure 2 Co-authorship Distribution of KM/IC Publications

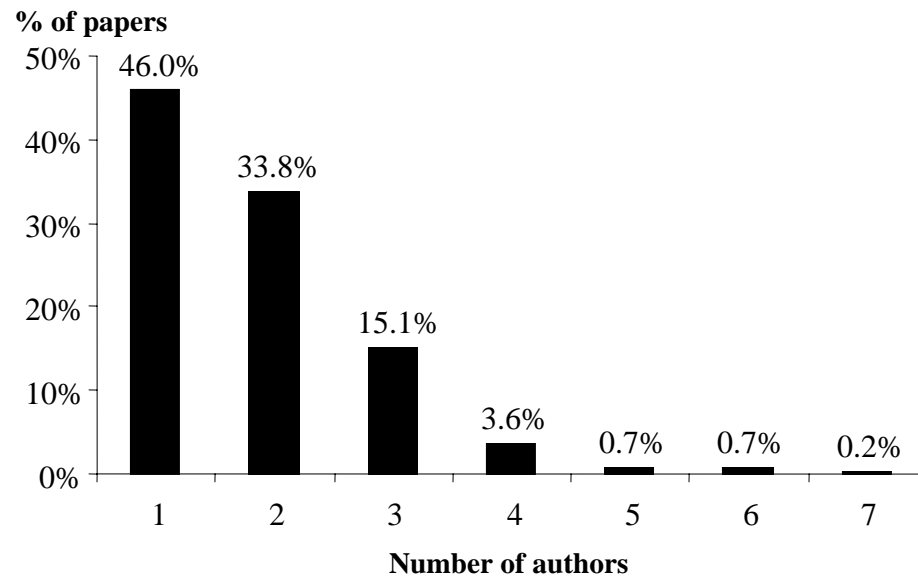


Table 1 Top KM/IC Researchers ranked by individual productivity

	Name	Score	Affiliation	Country
1	Ganesh D Bhatt	5.33	Morgan State U	USA
2	Nick Bontis	3.67	McMaster U	Canada
3	Syed Z Shariq	3.58	Stanford U	USA
4	Luiz Antonio Joia	3.00	Brazilian School of Public Admin	Brazil
4	Patricia Ordóñez de Pablos	3.00	U of Oviedo	Spain
4	Jennifer Rowley	3.00	Edge Hill College of Higher Education	UK
4	Karl M Wiig	3.00	Knowledge Research Institute	USA
8	Rodney McAdam	2.83	U of Ulster	UK
9	Jay Liebowitz	2.81	U of Maryland-Baltimore County	USA
10	Marcus Blosch	2.50	Model Resource Group	UK
10	Andrew Korac-Kakabadse	2.50	Cranfield U	UK
10	Nada Korac-Kakabadse	2.50	Cranfield U	UK
10	Victor Newman	2.50	Cranfield U	UK
10	Walter Skok	2.50	Kingston U	UK
15	Ian Caddy	2.33	U of Western Sydney	Australia
15	Javier Carrillo	2.33	ITESM	Mexico
15	James Guthrie	2.33	Macquarie University	Australia
18	Verna Allee	2.00	Integral Performance Group	USA
18	Roelof P uit Beijerse	2.00	EIM	The Netherlands
18	John Van Beveren	2.00	U of Ballarat	Australia
18	Alberto Carneiro	2.00	Lusofona U of Human and Technologies	Portugal
18	Rory L Chase	2.00	Teleos	UK
18	Petter Gottschalk	2.00	Norwegian School of Management	Norway
18	Josephine Chinying Lang	2.00	Nanyang Technological U	Singapore
18	Peter Matthews	2.00	Anglian Water	UK
18	Marjatta Maula	2.00	Helsinki School of Economics and B A	Finland
18	Mark W McElroy	2.00	Macroinnovation Associates	USA
18	Iñaki Peña	2.00	ESTE	Spain
18	Kenneth Preiss	2.00	U of Technology	Australia
18	Patrick H Sullivan Sr	2.00	The ICM Group	USA
18	Mark N Wexler	2.00	Simon Fraser U	Canada
32	Ashley Braganza	1.92	Cranfield U	UK
33	Leif Edvinsson	1.83	UNIC	Sweden
33	Sven Voelpel	1.83	U of St Gallen	Switzerland
35	Gregoris Mentzas	1.75	National Technical U of Athens	Greece
35	Harry Scarbrough	1.75	U of Warwick	UK
37	Majed Al-Mashari	1.50	King Saud U	Saudi Arabia
37	Debra Amidon	1.50	Entovation International	USA
37	Wendi R Bukowitz	1.50	PricewaterhouseCoopers	USA
37	Thomas H Davenport	1.50	Babson College	USA
37	Faren Foster	1.50	IBM	USA
37	Nigel Holden	1.50	Kassel International Management School	Germany
37	Davis Klaila	1.50	Celemi	USA
37	Ned Kock	1.50	Temple U	USA
37	Rado Kotorov	1.50	Bowling Green State U	USA

	Name	Score	Affiliation	Country
37	Daryl Morey	1.50	The Parthenon Group	USA
37	Joy Palmer	1.50	Interknectives	UK
37	Fawzy Soliman	1.50	U of Technology	Australia
37	Karl-Erik Sveiby	1.50	Swedish School of Economics and B A	Finland
37	Amrit Tiwana	1.50	Emory U	USA
51	Kurt A April	1.33	U of Cape Town	South Africa
51	Colin Armistead	1.33	Bournemouth U	UK
51	William Keogh	1.33	Heriot-Watt U	UK
51	David Paper	1.33	Utah State U	USA
51	Richard Petty	1.33	U of Hong Kong	Hong Kong
51	James A. Rodger	1.33	U of Pittsburgh at Johnstown	USA
51	Jonas Roth	1.33	Chalmers U of Technology	Sweden
51	Alexander Styhre	1.33	Chalmers U of Technology	Sweden
51	P.N. SubbaNarasimha	1.33	St Cloud State U	USA
60	Dimitris Apostolou	1.25	Planet	Greece
60	Amar Gupta	1.25	MIT	USA
62	Kuan-Tsae Huang	1.20	IBM	USA
63	Richard T Herschel	1.17	St Joseph's U	USA
63	Rob Lambert	1.17	Cranfield U	UK

Figure 3 Percentage of total work contributed by top KM/IC scholars

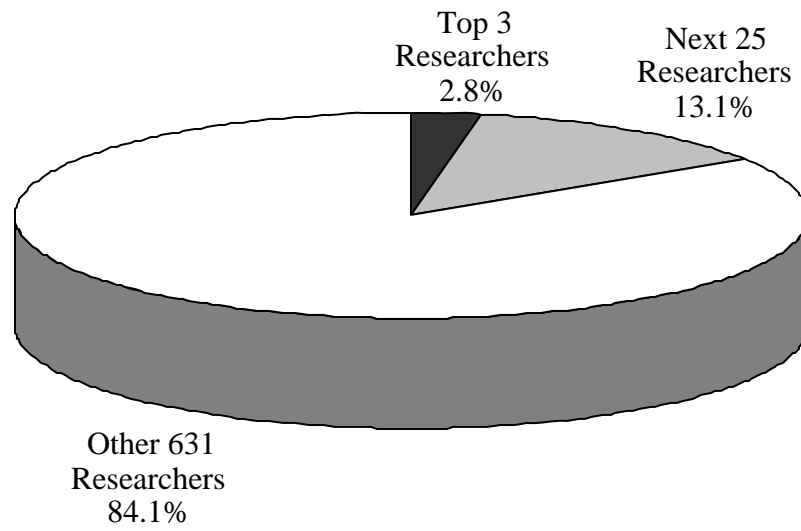


Table 2 Top KM/IC Institutions ranked by research productivity

	Name	Country	Total Score	# of Individual Contributors	Individual Researcher Contribution
1	Cranfield U	UK	18.08	10	1.81
2	McMaster U	Canada	7.83	8	0.98
3	U of Warwick	UK	5.75	9	0.64
4	Morgan State U	USA	5.00	1	5.00
4	U of Technology Sydney	Australia	5.00	6	0.83
6	Macquarie U	Australia	4.83	4	1.21
7	Chalmers U of Technology	Sweden	4.50	7	0.64
7	IBM	USA	4.50	8	0.56
7	Open U	UK	4.50	8	0.56
10	Stanford U	USA	4.42	3	1.47
11	Copenhagen Business School	Denmark	4.33	6	0.72
12	U of Oviedo	Spain	4.00	2	2.00
12	Xerox	USA	4.00	6	0.67
14	U of Maryland-Baltimore County	USA	3.71	4	0.93
15	U of Ulster	UK	3.67	4	0.92
16	SRI Consulting	USA	3.50	5	0.70
16	U of St Gallen	Switzerland	3.50	6	0.58
16	U of Western Sydney	Australia	3.50	3	1.17
19	ITESM	Mexico	3.33	2	1.67
20	Edge Hill College of Higher Education	UK	3.00	1	3.00
20	Helsinki U of Technology	Finland	3.00	3	1.00
20	Knowledge Research Institute	USA	3.00	1	3.00
20	Nanyang Technological U	Singapore	3.00	2	1.50
20	Swedish School of Economics and B A	Finland	3.00	3	1.00
20	The ICM Group	USA	3.00	2	1.50
26	MIT	USA	2.58	3	0.86
27	Kingston U	UK	2.50	1	2.50
27	U of Southampton	UK	2.50	4	0.63
27	U of Texas at Austin	USA	2.50	4	0.63
30	National Technical U of Athens	Greece	2.25	2	1.13
31	Kent State U	USA	2.17	4	0.54
32	Anglian Water	UK	2.00	1	2.00
32	Arthur Andersen	UK	2.00	2	1.00
32	Aston U	UK	2.00	3	0.67
32	Autonomous U of Madrid	Spain	2.00	4	0.50
32	EIM	The Netherlands	2.00	1	2.00
32	ESTE	Spain	2.00	1	2.00
32	IESE - U of Navarra	Spain	2.00	4	0.50
32	Integral Performance Group	USA	2.00	1	2.00
32	Interknectives	UK	2.00	2	1.00
32	Macroinnovation Associates	USA	2.00	1	2.00
32	Monash U	Australia	2.00	2	1.00
32	Norwegian School of Management	Norway	2.00	1	2.00

	Name	Country	Total Score	# of Individual Contributors	Individual Researcher Contribution
32	Rio de Janeiro State U	Brazil	2.00	1	2.00
32	Robert Morris U	USA	2.00	2	1.00
32	Simon Fraser U	Canada	2.00	1	2.00
32	Stockholm U	Sweden	2.00	2	1.00
32	Telematics Research Centre	The Netherlands	2.00	3	0.67
32	Teleos	UK	2.00	2	1.00
32	U of Ballarat	Australia	2.00	1	2.00
32	U of Bradford	UK	2.00	4	0.50
32	U of Salford	UK	2.00	5	0.40
53	U of Cambridge	UK	1.75	4	0.44
54	Lancaster U	UK	1.67	4	0.42
54	St Cloud State U	USA	1.67	2	0.84
54	St Joseph's U	USA	1.67	3	0.56
54	U of Cape Town	South Africa	1.67	2	0.84
54	U of Limerick	Ireland	1.67	5	0.33
54	U of Northumbria	UK	1.67	3	0.56
54	Brunel U	UK	1.67	5	0.33
62	PricewaterhouseCoopers	USA	1.58	4	0.40
63	Andersen Consulting	USA	1.50	4	0.38
63	Celemi	USA	1.50	1	1.50
63	Charles Sturt U	Australia	1.50	2	0.75
63	Concordia U	Canada	1.50	2	0.75
63	Dalhousie U	Canada	1.50	2	0.75
63	Edith Cowan U	Australia	1.50	3	0.50
63	Eindhoven U of Technology	The Netherlands	1.50	3	0.50
63	Emory U	USA	1.50	1	1.50
63	Erasmus U	The Netherlands	1.50	4	0.38
63	Ernst & Young	USA	1.50	2	0.75
63	Helsinki School of Economics and B A	Finland	1.50	2	0.75
63	Intellectual Capital Services Ltd	UK	1.50	3	0.50
63	Maastricht U	The Netherlands	1.50	2	0.75
63	Temple U	USA	1.50	1	1.50
63	U of New Mexico	USA	1.50	2	0.75
63	U of Queensland	Australia	1.50	3	0.50
79	Athens U of Economics and Business	Greece	1.33	3	0.44
79	Bournemouth U	UK	1.33	1	1.33
79	Multimedia U	Malaysia	1.33	4	0.33
79	Robert Gordon U	UK	1.33	2	0.67
79	U of Hong Kong	Hong Kong	1.33	1	1.33
79	U of Illinois at Chicago	USA	1.33	2	0.67
79	U of Pittsburgh at Johnstown	USA	1.33	1	1.33
79	UNIC	Sweden	1.33	1	1.33
79	Utah State U	USA	1.33	1	1.33
88	Knowledge Associates	UK	1.25	2	0.63
88	Planet S.A.	Greece	1.25	3	0.42

Figure 4 Percentage of total work contributed by top KM/IC institutions

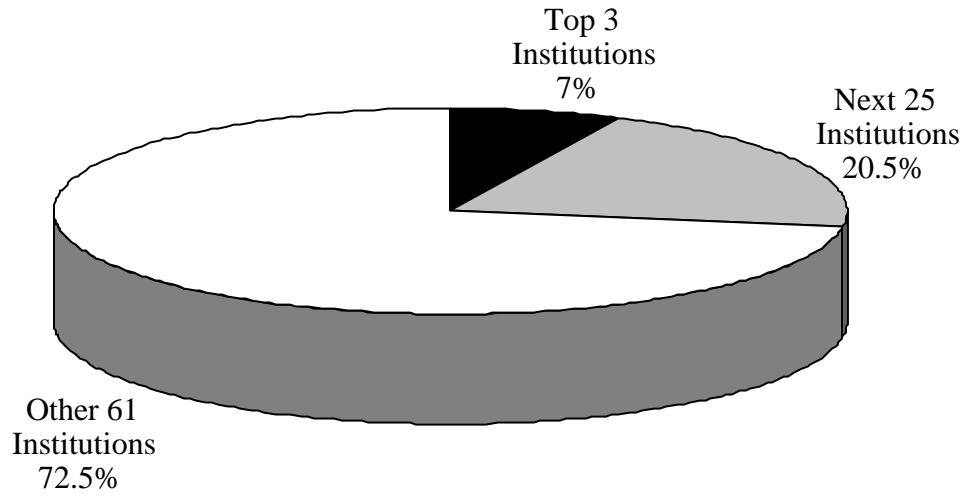


Table 3 Top KM/IC countries ranked by research productivity

	Country	Absolute Score	% Score
1	USA	144.9	32.28%
2	UK	104.3	23.22%
3	Australia	32.3	7.20%
4	Canada	19.8	4.42%
5	Spain	18.2	4.05%
6	Sweden	14.7	3.27%
7	The Netherlands	14.3	3.17%
8	Finland	10.0	2.23%
9	Germany	9.5	2.12%
10	Denmark	7.1	1.58%
11	Greece	6.8	1.52%
12	Switzerland	6.0	1.34%
13	Brazil	5.8	1.30%
14	Singapore	5.3	1.17%
15	France	5.0	1.11%
15	Mexico	5.0	1.11%
17	Belgium	4.3	0.96%
18	India	4.0	0.89%
18	Ireland	4.0	0.89%
20	Hong Kong	3.8	0.85%
21	Japan	3.5	0.78%
22	Norway	3.0	0.67%
23	Malaysia	2.7	0.59%
24	Portugal	2.3	0.50%
25	China	2.0	0.45%
25	Israel	2.0	0.45%
25	South Africa	2.0	0.45%
28	Korea	1.8	0.39%
29	New Zealand	1.5	0.33%
30	Saudi Arabia	1.0	0.22%
30	Thailand	1.0	0.22%
32	Italy	0.5	0.11%
33	Luxembourg	0.3	0.07%
34	Namibia	0.3	0.07%

Table 4 Top KM/IC publications ranked by straight count

	Paper	Author(s)	Year	Score
1	The Knowledge Creating Company	Nonaka, I. & Takeuchi, H.	1995	122
2	Working Knowledge	Davenport, T.H. & Prusak, L.	1998	58
3	Intellectual Capital	Stewart, T.A.	1997	55
4	The New Organizational Wealth	Sveiby, K.E.	1997	50
5	A dynamic theory of organizational knowledge ...	Nonaka, I.	1994	46
6	The Knowledge Creating Company	Nonaka, I.	1991	44
7	The Fifth Discipline	Senge, P.	1990	42
8	Intellectual Capital	Edvinsson, L. & Malone, M.S.	1997	40
9	Reengineering the Corporation	Hammer, M. & Champy, J.	1993	39
10	The Tacit Dimension	Polanyi, M.	1966	32
10	Process Innovation	Davenport, T.H.	1993	32
10	Organization learning and communities of practice	Brown, J.S. & Duguid, P.	1991	32
13	The core competence of the corporation	Hamel, G. & Prahalad C.K.	1990	30
14	Personal Knowledge	Polanyi, M.	1958	28
15	Wellsprings of Knowledge	Leonard, D.	1995	27
15	Firm resources and sustained competitive advantage	Barney, J.	1991	27
15	Intellectual Capital	Roos, G., Roos, J., Edvinsson et al.	1998	27
18	An Evolutionary Theory of Economic Change	Nelson, R.R. & Winter, S.G.	1982	26
18	Knowledge of the firm, combinative capabilities ...	Kogut, B. & Zander, U.	1992	26
20	Organizational Learning	Argyris, C. & Schön, D.	1978	25
21	Absorptive capacity	Cohen, W.M. & Levinthal, D. et al.	1990	24
22	What's your strategy for managing knowledge	Hansen, M.T., Nohria, N. et al.	1999	22
23	Post Capitalist Society	Drucker, P.	1993	21
24	Toward a knowledge-based theory of the firm	Grant, R.	1996	20
25	Intellectual capital: an exploratory study that ...	Bontis, N.	1998	19
26	Assessing knowledge assets: a review of the ...	Bontis, N.	2001	18
27	The concept of Ba: building a foundation for ...	Nonaka, I. & Konno, N.	1998	17
27	Competing for the Future	Hamel, G. & Prahalad, C.K.	1994	17
29	Exploration and exploitation in organizational ...	March, J.	1991	16
30	Improving knowledge work processes	Davenport, T., Jarvenpaa, S. et al.	1996	15
30	Managing organizational knowledge by ...	Bontis, N.	1999	15
30	Knowledge and competence as strategic assets	Winter, S.G.	1987	15
30	Care in knowledge creation	Krogh, G.	1998	15
30	Dynamic capabilities and strategic management	Teece, D., Pisano, G. & Shuen, A.	1997	15

Table 5 Top KM/IC publications ranked by NCII

	Paper	Author	Year	NCII
1	The Knowledge Creating Company	Nonaka, I. & Takeuchi, H.	1995	15.25
2	Working Knowledge	Davenport, T.H. & Prusak, L.	1998	11.60
3	Intellectual Capital	Stewart, T.A.	1997	9.17
4	Assessing knowledge assets	Bontis, N.	2001	9.00
5	The New Organizational Wealth	Sveiby, K.E.	1997	8.33
6	Intellectual Capital	Edvinsson, L. & Malone, M.S.	1997	6.67
7	What's your strategy for managing knowledge	Hansen, M.T., Nohria, N. et al.	1999	5.50
8	Intellectual Capital	Roos, G., Roos, J., Edvinsson, et al.	1998	5.40
9	A dynamic theory of organizational knowledge ...	Nonaka, I.	1994	5.11
10	Reengineering the Corporation	Hammer, M. & Champy, J.	1993	3.90
11	Intellectual capital	Bontis, N.	1998	3.80
12	Managing organizational knowledge by ...	Bontis, N.	1999	3.75
13	The Knowledge Creating Company	Nonaka, I.	1991	3.67
14	The concept of Ba: building a foundation ...	Nonaka, I. & Konno, N.	1998	3.40
15	Wellsprings of Knowledge	Leonard, D.	1995	3.38
16	The Fifth Discipline	Senge, P.	1990	3.23
17	Process Innovation	Davenport, T.H.	1993	3.20
18	Care in knowledge creation	Krogh, G.	1998	3.00
19	Toward a knowledge-based theory of the firm	Grant, R.	1996	2.86
20	Organization learning and communities of practice	Brown, J.S, & Duguid, P.	1991	2.67
21	Dynamic capabilities and strategic management	Teece, D., Pisano, G. & Shuen, A.	1997	2.50
22	Knowledge of the firm, combinative capabilities ...	Kogut, B. & Zander, U.	1992	2.36
23	The core competence of the corporation	Hamel, G. & Prahalad, C.K.	1990	2.31
24	Firm resources and sustained competitive advantage	Barney, J.	1991	2.25
25	Improving knowledge work processes	Davenport, T., Jarvenpaa, S. et al.	1996	2.14
26	Post Capitalist Society	Drucker, P.	1993	2.10
27	Competing for the Future	Hamel, G. & Prahalad, C.K.	1994	1.89
28	Absorptive capacity	Cohen, W.M. & Levinthal, D.A.	1990	1.85
29	Exploration and exploitation in organizational ...	March, J.	1991	1.33
30	An Evolutionary Theory of Economic Change	Nelson, R.R. & Winter, S.G.	1982	1.24
31	Organizational Learning	Argyris, C. & Schön, D.	1978	1.00
32	Knowledge and competence as strategic assets	Winter, S.G.	1987	0.94
33	The Tacit Dimension	Polanyi, M.	1966	0.86
34	Personal Knowledge	Polanyi, M.	1958	0.62

Figure 5 Percentage of all citations contributed by top publications

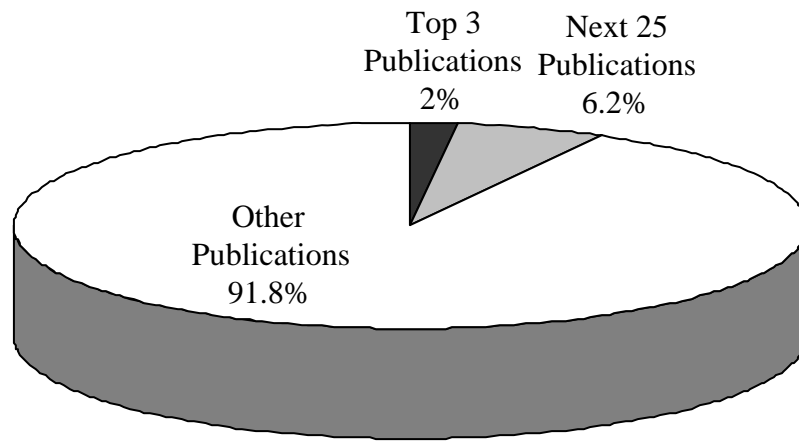


Figure 6 Percentage of all citations contributed by top authors

